



PLANNING YOUR REVISION

HOW TO CREATE A REVISION TIMETABLE

FIRST TASK...




- List all the subjects that you need to do revision for.
- Now rank them in order, with the first being the subject in which you need to do the most revision. Think about your target grades and current attainment to work this out.
- See example on next slide.

AN EXAMPLE:



Subjects to revise for:

- Maths
- English
- Science
- Geography
- RE
- Music
- Business Studies



Rank order (most revision needed)

- 1st. Science
- 2nd. Maths
- 3rd. Geography
- 4th. English
- 5th. Business Studies
- 6th. Music
- 7th. RE



SO WHAT'S YOUR NEXT STEP?



1st. Science

2nd. Maths


3rd. Geography

4th. English

5th. Business Studies

6th. Music

7th. RE



This student needs to make sure that they spend more time revising subjects like science, maths and geography.

PLANNING YOUR OWN TIMETABLE



- Try colour-coding your subjects so that your timetable is easy to read and you can glance at it quickly and know what you're doing.

Weekly Revision Timetable

Name: _____



Day	8:30 – 10:00	10:00 – 11:00	11:00 – 12:00	12:00 – 1:00	1:00 – 2:35	2:35 – 4:00 (Revision / Intervention)	4:00 – 5:00	5:00 – 6:00	6:00 – 7:00	7:00 – 8:00	8:00 – 9:00	9:00 – 10:00
Monday						English	RE	Break	Music	English	Relax	Relax
Tuesday						Science	Break	Break	Maths	Geography	Relax	Relax
Wednesday						Break	Geography	English	Break	Maths	Music	Relax
Thursday						Maths	Science	Break	Business Studies	Relax	Relax	Relax
Friday						Play football	Break	English	Break	Maths	Business Studies	Relax
Saturday	Science	Maths	Geography	Science	Football	Football	Football	Football	Relax	Relax	Relax	Relax
Sunday	Geography	Football	Football	Relax	Relax	Science	maths	Break	Geography	RE	Relax	relax

*****Remember: make sure you give yourself breaks and allow time to relax and do the things you want to do and enjoy doing.**



Weekly Revision Timetable

Name: _____

Day	8:30 – 10:00	10:00 – 11:00	11:00 – 12:00	12:00 – 1:00	1:00 – 2:35	2:35 – 4:00 <small>(Revision / Intervention)</small>	4:00 – 5:00	5:00 – 6:00	6:00 – 7:00	7:00 – 8:00	8:00 – 9:00	9:00 – 10:00
Monday						English	RE	Break	Music	English	Relax	Relax
Tuesday						Science	Break	Break	Maths	Geography	Relax	Relax
Wednesday						Break	Geography	English	Break	Maths	Music	Relax
Thursday						Maths	Science	Break	Business Studies	Relax	Relax	Relax
Friday						Play football	Break	English	Break	Maths	Business Studies	Relax
Saturday	Science	Maths	Geography	Science	Football	Football	Football	Football	Relax	Relax	Relax	Relax
Sunday	Geography	Football	Football	Relax	Relax	Science	maths	Break	Geography	RE	Relax	relax


***Remember: make sure you give yourself breaks and allow time to relax and do the things your want to do and enjoy doing.

- Make sure you put sessions in that allow you to relax and unwind.
- Try to find time to see friends and family and do the things that you enjoy.

Be Realistic

- Don't plan to revise maths for 12 hours solid on a Saturday, because it won't happen and you won't benefit from it.
- Break the day up into manageable pieces and don't spend hours trying to do the same thing – it won't help you.





- Have your revision timetable somewhere where you will see it everyday, so it acts as a reminder of what you need to do.
- Put a copy on your phone or set alarms/reminders that will help you stick to your plan.